



1/8 DIN sized plug-in timer with digital setpoint... 8 operating modes accommodate all popular timer configurations

The DG200 series timer is a microprocessor based four digit reset timer housed in a 1/8 DIN style enclosure. Four push-button switches on the front of the unit provide exact setting of the time setpoint. There are four time ranges from 99.99 seconds to 99 hours and 99 minutes.

There are two versions of this timer series. The DG201 has six basic output operating modes. The DG203 has the six output modes of the DG201, but it also has a control input for Delay-On-Release and Single-Shot operation. In the other modes, the DG200 control input can be used for a time inhibit function which stops the timing cycle without resetting the unit. Rocker switches, located on the side of the unit, are used to program the time ranges and operating modes.

The DG200 timer can be mounted in three ways for use in most any application. The terminal connections for the unit are 3/16 inch terminals for use with a square base relay socket. This provides a means of mounting the unit within a panel. The DG200 timer can also be mounted through the front of the panel using either an economical fixed bezel kit or a unique plug-in housing which allows easy removal for programming changes and replacement.

Other features include:

- 5 amp SPDT relay output
- Separate LED indicators to show timing and relay output operation
- Recessed programming rocker switches with a protective cover to help prevent accidental switch changes
- 0.01 second setting resolution for fast time cycles and easy to use minute: second and hour: minute time ranges
- Optically isolated control input on the DG203 version
- Time inhibit function on the DG203 version

SPECIFICATIONS

Time Ranges:

| Sym. | Maximum Range | Minimum Setting |
|------|------------------|-----------------|
| 1 | 99.99 Sec. | .01 Sec. |
| 2 | 999.9 Sec. | .1 Sec. |
| 3 | 99 Min.: 99 Sec. | 1 Sec. |
| 4 | 99 Hr.: 99 Min. | 1 Min. |

Operating Voltage/Frequency: A6 - 120 VAC, 50/60 Hz
The control input on the DG203 also operates at this voltage.

Setting Accuracy: ±0.01% of setting or 35 ms, whichever is larger

Repeat Accuracy: ±0.01% of setting or 35 ms, whichever is larger

Reset Time: 35 ms

Power on Response: 35 ms

Operating Temperature: +32° to +122°F (0° to +50°C)

Output Rating: 5 amp, 10 to 240 VAC resistive

Vibration: Unit function is unaffected by 2.5G sinusoidal vibration magnitude in both directions of the perpendicular mounting axes imposed from 20 to 100 Hz

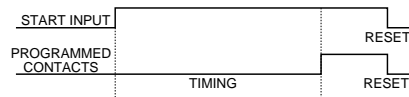
Static Discharge: Unit function is unaffected by a constant 3600 volt peak, 60 Hz discharge applied to the front plate at a relative humidity of less than 25%

Transient Protection: Immune to 2500 volts peak transients up to 50 microseconds in duration

OUTPUT OPERATING MODES

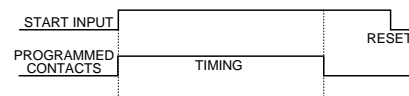
ON-Delay Operation

The output contacts are energized at the end of the timing cycle and remain energized until the unit is reset.



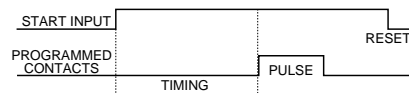
Interval Operation

The output contacts are energized during the timing cycle and deenergized at the end of the cycle.



Timed Pulse Output Operation

The output contacts are energized at the end of the timing cycle for a 100 millisecond pulse output.



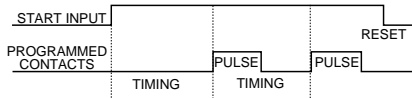
EAGLE SIGNAL brand

Electronic Timers

OUTPUT OPERATING MODES CONT.

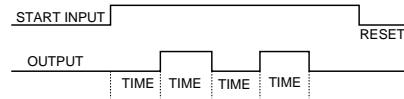
Timed Pulse and Repeat Operation

The output contacts are energized at the end of the timing cycle for a 100 millisecond pulse. At the same time that the cycle is completed and the pulse output begins, the timing cycle resets and begins again. This repeat operation continues as long as the start circuit is energized.



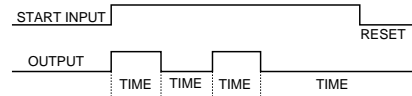
Repeat Cycle - OFF First

The output contacts are energized for repeating OFF and ON periods. The OFF and ON time periods are the same length.



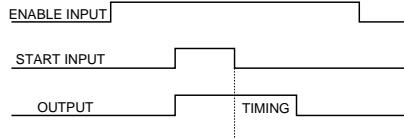
Repeat Cycle - ON First

The output contacts are energized for repeating ON and OFF periods. The ON and OFF time periods are the same length.



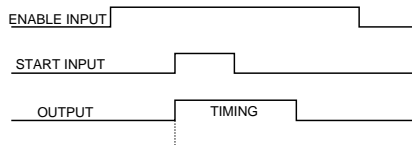
Delay ON Release (DG203 Only)

The output contacts are energized when power is applied to the start input. The time delay cycle begins when the start input is opened.



Single-Shot (DG203 Only)

When power is applied to start input, the output contacts energize and the time delay period starts. The output contacts deenergize at time out.

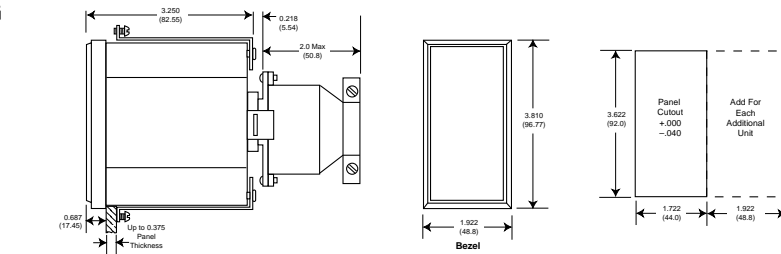


ACCESSORIES

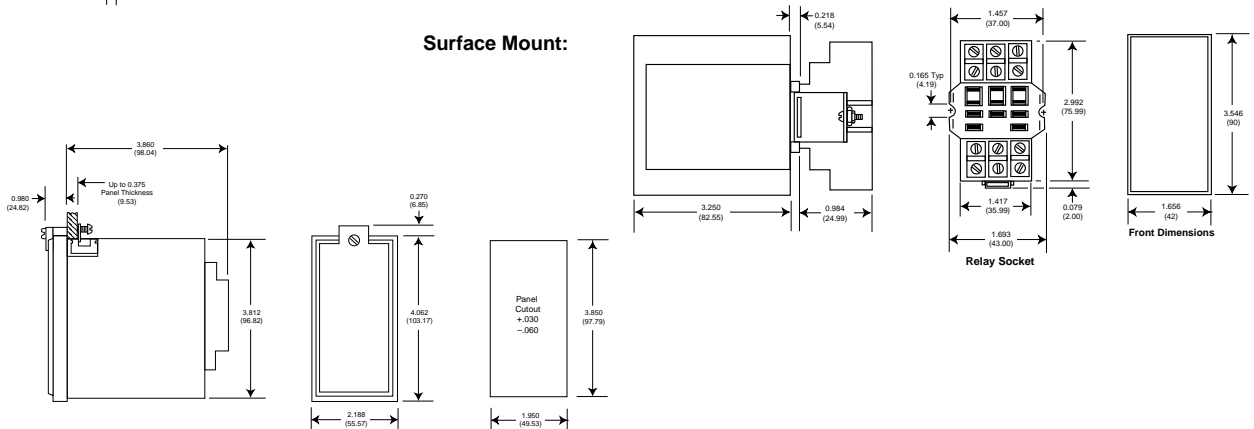
| Model No. | Description |
|-----------|--|
| DZ100-51 | Bezel Kit - for panel mounting. Includes (1) Bezel, (1) gasket, (2) brackets, and hardware |
| DZ100-54 | Plug-in Housing |
| DZ100-56 | Latch and Release Kit - Used with 60SR3B05 Socket |
| 60SR3B05 | Surface/Track Mount Square Base Socket |

MOUNTING

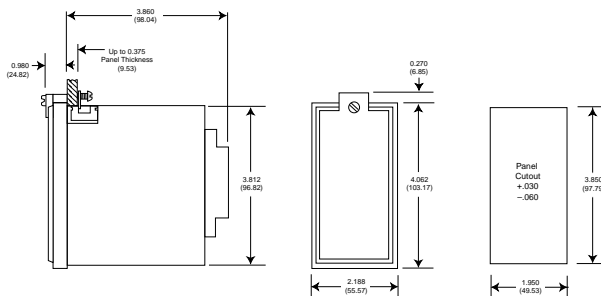
Panel Mount:



Surface Mount:



Plug-In Mount:



ORDERING INFORMATION

BASIC UNIT

| Sym. | Description |
|------|-------------------------|
| DG2 | 5 amp SPDT Relay Output |

DG2

01

A6

INPUT / OUTPUT

| Sym. | Description |
|------|--|
| 01 | 6 Operating Modes - No Control Input |
| 03 | 8 Operating Modes - With Control Input |

VOLTAGE & FREQUENCY

| Sym. | Description |
|------|-------------------|
| A6 | 120 VAC, 50/60 Hz |